





<p>Reading</p> <p>Read and discuss books together after school, before school, in the car, in fact almost anytime and anywhere. Enjoy multiple pages at a time, aiming for at least 5 times a week.</p> <p>Note this in your home learning book.</p> 	<p>Big Maths Learn Its!</p> <p>A few juicy mathematical facts for you to learn off by heart: very rapid recall! Progress is achieved systematically: practise, quick reactions and no fingers!</p>  <p>Learn Its <i>ultimate challenge</i> assessed on Monday.</p> <p>You will highlight at least 3 facts. Then practice at home for progress the following week.</p>
<p>Spellings</p> <p>Spellings to practise often based on a particular spelling pattern. We will start and end in class so enjoy mixed methods of learning at home.</p> <p>Assessed Monday.</p> 	<p>Times Tables Rock Stars</p> <p>Log in to Times Table Rock Stars and practise the times table and division facts for 20 minutes each week - that's less than 3 minutes per day!</p> <p>Challenge yourself to beat your personal best!</p> 

Curriculum Home Learning: Term 3

In History lessons, we will be learning about the Victorian period. **We would like you to find out about a particular part of life in Victorian times.** Some examples include:

- Victorian industrialisation
- Victorian architecture
- Victorian literature
- Victorian schools
- Victorian food (rich and poor)
- Queen Victoria and Albert

At the end of term, you will have the opportunity to present your learning.

You can choose to present your learning however, you like (poster, booklet, PowerPoint, video...) In addition, please prepare a presentation script.

Try to bring in an artefact or object of interest.

You may want to focus on a different element each week, for example:

#1: Choose a part of Victorian life to focus on and record what you already know.

#2: Research and make notes

#3: Begin to create your presentation.

#4: Do any further research you may need and add to your presentation.

17th & 18th February: Present to the class.