




<p>Reading</p> <p>Read and discuss books together after school, before school, in the car, in fact anytime and anywhere. Enjoy multiple pages at a time, aiming for at least 5 times a week.</p> <p>Note this in your home learning book. Ask a parent to complete <u>your</u> reading record book and initial it.</p> 	<p>Times Tables</p> <p>Times tables mathematical facts for you to learn off by heart: very rapid recall!</p> <p>Progress is achieved systematically: practise, quick reactions, and no fingers!</p> <p>Times table home learning is given on a Friday and assessed on the following Wednesday in our Times Table lesson. Times table focus is x4, x6, x8</p>
<p>Spellings</p> <p>Spellings for our weekly spelling pattern to practise at home are in your Log Book.</p> <p>You also have orange words to learn and take part in Friday's fun assessment: Jump out of the box!</p> 	<p>Times Tables Rock Stars</p> <p>Log in to Times Table Rock Stars and practise the times table and division facts for 20 minutes each week - that's less than 3 minutes per day!</p> <p>Challenge yourself to beat your personal best!</p> 
<p>Curriculum Home Learning: Autumn Terms (optional but encouraged)</p> <p>In History lessons, we will be learning about the Anglo-Saxon period. We would like you to find out about a particular part of life in Anglo-Saxon times. Some examples include:</p> <ul style="list-style-type: none"> • Anglo-Saxon beliefs and religion. • Anglo-Saxon food. • Anglo-Saxon clothes, games, and daily life. • Anglo-Saxon Kings and Nobles. • Conflict and battle. <p>You will have the opportunity to present your learning.</p> <p>You can choose to present your learning however you like (poster, booklet, PowerPoint, video...) In addition it could be useful to prepare a presentation script.</p> <p>You could go on a trip, make a model, create some artwork, or read about the Anglo Saxons and recommend to others.</p> <p>Present your work to the class.</p> <p>You are welcome and encouraged to present your work during Term Time. Check with Mr. Adams or Mrs. Hardy for some sharing time.</p>	